


NOK Standard Oil Seals

TCZ Type, TCV Type, TCN Type

Nitrile rubber (NBR) oil seal



- When ordering, please indicate the NOK part number and the relevant dimensions.
- Check the Guide to Allowable Operating Conditions on pages E-6 and E-7 for relevant information on the seal selected before use.

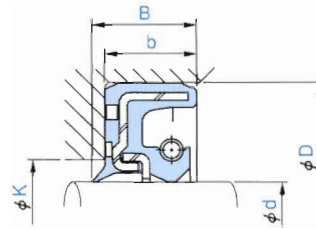
Lip Material	NOK A795
--------------	----------

TCZ Type

H

Material Nitrile (NBR)

● The sectional view on the right shows the typical profile of the seal type.

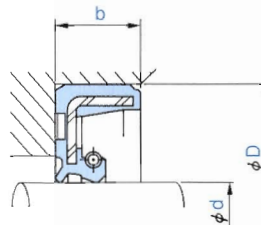


Dimensions					Part Number
Shaft diameter d	Outside diameter D	Width b	Total width B	Size of Backup Plate K	
20	40	9	10.3	24	AP 1031 E0
25	45	9	10.3	29	AP 1336 E0
30	50	9	10.3	34	AP 1706 F0
35	55	9	10.3	39	AP 2083 E0
40	62	9	10.3	44	BP 3590 E0
45	68	9	10.3	49	AP 2666 F0
50	72	9	10.3	54	AP 2861 F0
55	78	9	10.3	59	AP 3053 E0
60	82	9	10.3	64	AP 3220 E0
65	90	9	10.3	69	BP 3054 F0

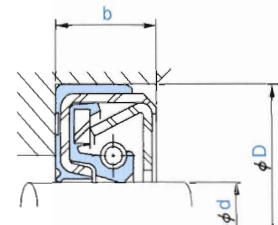
TCV Type, TCN Type

Material Nitrile (NBR)

● The sectional view on the right shows the typical profile of the seal type.



TCV type



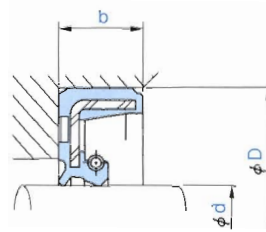
TCN type

Dimensions			Part Number	Part Number
Shaft diameter d	Outside diameter D	Width b		
7	20	7	AP 0090 E0	—
8	18	7	AP 0145 E0	—
8	22	7	AP 0158 F0	—
10	25	7	AP 0279 E0	—
12	25	7	AP 0382 E0	—
13	28	7	AP 0478 E0	—
14	28	7	AP 0526 F0	—
15	30	7	AP 0598 A0	—
16	30	7	AP 0687 F0	—
17	35	8	AP 0760 E0	—
18	35	8	AP 0829 E0	—
19	35	8	AP 0875 E0	—
20	32	8	AP 0997 E0	—
20	40	11	AP 1033 A0	—
22	35	8	AP 1127 E0	—

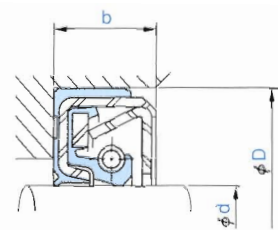
TCV_{Type}, TCN_{Type}

Material Nitrile (NBR)

● The sectional view on the right shows the typical profile of the seal type.



TCV type



TCN type




Shaft diameter d	Dimensions		Part Number	Part Number
	Outside diameter D	Width b		
22	42	11	AP 1148 E0	—
23	42	11	AP 1224 E0	—
24	40	8	AP 1260 E0	—
25	40	8	AP 1314 H0	—
25	45	11	AP 1338 A0	AP 1338 F0
26	42	8	AP 1474 F0	—
27	47	11	AP 1518 F0	—
28	48	11	AP 1563 K0	AP 1563 J4
30	42	7	AP 1665 E0	—
30	50	11	AP 1709 A0	AP 1709 H4
32	52	11	AP 1904 G0	AP 1904 F3
34	54	11	AP 1978 F0	AP 1978 G1
35	55	11	AP 2085 A0	AP 2085 G1
38	58	11	AP 2240 A0	AP 2240 G4
40	62	11	AP 2388 A0	AP 2388 E5
42	65	12	AP 2507 G0	AP 2507 H2
45	68	12	AP 2668 A0	AP 2668 G4
48	70	12	AP 2791 F0	AP 2791 G0
50	72	12	AP 2864 A0	AP 2864 I3
52	75	12	AP 2967 F0	—
55	78	12	AP 3055 G0	AP 3055 F3
58	80	12	AP 3154 E0	—
60	82	12	AP 3222 G0	AP 3222 B6
62	85	12	AP 3297 F0	AP 3297 G3
65	90	13	—	AP 3409 F1
70	95	13	—	AP 3527 B9
75	100	13	—	AP 3618 G7
80	105	13	—	AP 3744 K5
85	110	13	—	AP 3842 H3
90	115	13	—	AP 3932 B7
95	120	13	—	AP 3994 B7
100	125	13	—	AP 4063 B0
105	135	14	—	AP 4153 H0
110	140	14	—	AP 4212 B0
115	145	14	—	AP 4282 G0
120	150	14	—	AP 4346 B7
125	155	14	—	AP 4399 E0
130	160	14	—	AP 4451 G3
135	165	14	—	AP 4498 G0
140	170	14	—	AP 4542 F0
150	180	14	—	AP 4624 G0
170	200	16	—	AP 4795 F0
190	225	16	—	AP 4983 E0

NOK Standard Oil Seals

TCZ Type, **TCV** Type, **TCN** Type

Fluorocarbon rubber (FKM) oil seal



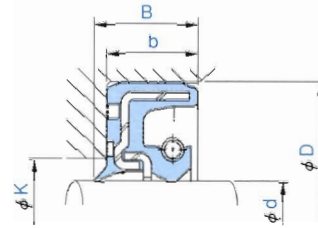
- When ordering, please indicate the NOK part number and the relevant dimensions.
- Check the Guide to Allowable Operating Conditions on pages E-6 and E-7 for relevant information on the seal selected before use.

Lip Material	NOK F548
--------------	----------

TCZ Type

Material Fluorocarbon (FKM)

● The sectional view on the right shows the typical profile of the seal type.

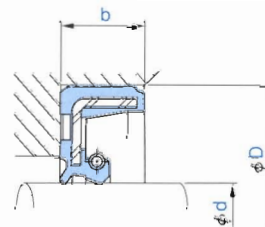


Dimensions					Part Number
Shaft diameter d	Outside diameter D	Width b	Total width B	Size of Backup Plate K	
20	40	9	10.3	24	AP 1031 F0
25	45	9	10.3	29	AP 1336 F0
30	50	9	10.3	34	AP 1706 G0
35	55	9	10.3	39	AP 2083 F0
40	62	9	10.3	44	BP 3590 F0
45	68	9	10.3	49	AP 2666 G0
50	72	9	10.3	54	AP 2861 G0
55	78	9	10.3	59	AP 3053 F0
60	82	9	10.3	64	AP 3220 F0
65	90	9	10.3	69	BP 3054 G0

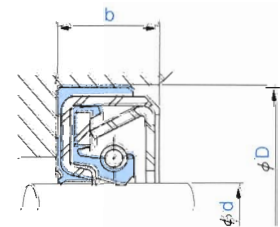
TCV Type, TCN Type

Material Fluorocarbon (FKM)

● The sectional view on the right shows the typical profile of the seal type.



TCV type



TCN type

Dimensions			Part Number	Part Number
Shaft diameter d	Outside diameter D	Width b		
10	25	7	AP 0279 G1	—
15	30	7	AP 0598 F3	—
20	40	11	AP 1033 H3	—
25	45	11	AP 1338 G4	—
28	48	11	AP 1563 I2	—
30	50	11	AP 1709 G3	—
35	55	11	AP 2085 H2	—
38	58	11	AP 2240 H2	—
40	62	11	AP 2388 F2	—
45	68	12	AP 2668 H0	AP 2668 O2
50	72	12	AP 2864 J0	—
55	78	12	—	AP 3055 H8
60	82	12	—	AP 3222 H4
70	95	13	—	AP 3527 F1
80	105	13	—	AP 3744 J6
90	115	13	—	AP 3932 H3
95	120	13	—	AP 3994 H0
100	125	13	—	AP 4063 J1
110	140	14	—	AP 4212 G0
120	150	14	—	AP 4346 H8

